

Company Registration No. 10443326 (England & Wales)

PTT International Trading London Ltd

Annual Financial Statements  
31 December 2022

## PTT International Trading London Ltd

### Index

---

	<b>Page</b>
Company information	1
Strategic report	2
Directors' report	5
Directors' responsibilities statement	7
Independent auditor's report	8
Statement of comprehensive income	12
Statement of financial position	13
Statement of changes in equity	14
Statement of cash flows	15
Notes to the financial statements	16

---

## **PTT International Trading London Ltd**

### **Company information**

---

#### **Directors**

Pattaraporn Vorasaph  
Kritch Chairuangyoth (Resigned on 1 February 2023)  
Donnaya Senanarong  
Worawan Kanchanakeaw  
Pongpun Amornvivat  
Panporn Sasananan (Appointed on 1 February 2023)

#### **Company Secretary**

Vistra Company Secretaries Limited

#### **Registered Office**

3rd Floor St James's Square  
London, United Kingdom  
SW1Y 4AL

#### **Registered Number**

10443326 (England and Wales)

#### **Bankers**

Bangkok Bank Public Co Ltd, London  
Standard Chartered Bank, Singapore  
JP Morgan Chase Bank, NA, London  
Mizuho Bank Ltd, Singapore  
MUFG Bank Ltd, Singapore Branch  
United Overseas Bank Limited  
Bank of America N.A. Singapore  
BNP Paribas Singapore

#### **Auditor**

Ernst & Young LLP  
2 St Peters Square  
Manchester  
M2 3DF

## **PTT International Trading London Ltd**

### **Strategic report For the financial year ended 31 December 2022**

---

The directors present their Strategic report of the company for the year ended 31 December 2022.

#### **Business**

The company is wholly owned by PTT Public Company Limited (PTT PLC) and is the flagship for international trading business of PTT PLC in the Western corridor. The company was incorporated on 24 October 2016.

The principal activity of the company is the marketing and trading of crude oil and petroleum products. This physical trading is also supported by a derivative trading desk, which helps to mitigate the risks and limits the exposure to market volatility. The company purchases or acquires competitively priced supply of crude oil and petroleum products to feed into the PTT group system, and helps optimising the trading activities of the group. The company also seeks out and presents to the group new business flow opportunities by means of new investment and business partnership.

The directors are delighted to report revenue of US\$ 3,103 million (2021: US\$2,046 million), profit before taxation operating profit of US\$ 52 million (2021: US\$11 million), and profit after tax of US\$42 million (2021: US\$9 million).

#### **Business objective and strategy**

The company's objective is to expand trading activity in the western market. The company will play the main role in connecting the trading network for our valued customers, partners and the PTT Group.

The company operates under global book management scheme by optimising benefits among our head office in Bangkok and the eastern trading flagship in Singapore. The company, therefore, contributes to this global book by focusing its activities to the west.

#### **Principal risks**

The Board of Directors are in charge of agreeing and applying risk management principles and policies while also ensuring that management has an effective internal control system. Management remains responsible for the actual assessment and compliance of the risks facing the company within the policies and principles approved by the Board. Management considers the following risks to be important:

#### ***Risk management***

Traders need to follow strictly the trading limits as set out by the Board of Directors; all trades are reviewed and monitored to ensure their compliance with the guidelines given to the company by head office. All counterparties are also vetted and pre-approved by the Credit and Management teams prior to concluding the first trading transaction with them.

**Principal risks (cont'd)**

***Credit risk***

The company's business is in the global oil market so its trade receivables and market exposures are mainly with international oil companies, financial institutions and other trading houses. The company operates a strict credit risk management policy, which in reality means that very few counterparties are given open credit. Exposures which exceed the authorised levels are minimised by the use of Letters of credit, and receivables may be discounted with financial institutions, effectively selling down the risk to the financial institutions. In the financial period under review, the company did not suffer any credit losses.

***Operational and other risks***

Operational risk is the exposure to losses that may occur as a consequence of carrying out physical operations and from inadequate internal processes and systems. The company regularly and thoroughly assesses its operational risk levels and maintains systems and teams in place to prevent operational errors; should errors occur, the systems in place ensure quick detection in order to minimise the consequences and impacts on the company. Any failure in the business process triggers a revised risk assessment and a full review of the relevant procedures in order to improve them and prevent a repetition in the future.

***Legal risk***

Our in house and also external legal advisors are involved in every significant transaction. They provide invaluable and essential advice to senior management on all business issues to ensure that the business of the company is conducted in a manner that complies with all legal and statutory requirements.

***Liquidity risk management***

Liquidity management is essential to ensure sufficient cash is available to the company to meet all contractual obligations as they fall due. Management ensure that sufficient credit lines are available with the banks in order to enable all financial requirements to be met by the company in a timely manner. This is closely monitored and consistently tracked by the finance and credit teams of the company.

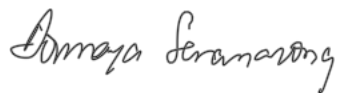
**S172 (1) Statement**

The Directors fulfil their s172 duties through effective governance, open discussion and decisions made at Board meetings. A director of a company must act in the way they consider, in good faith, would be most likely to promote the success of the company for the benefit of its members as a whole, and in doing so have regard (amongst other matters) to:

- the likely consequence of any decision in the long term;
- the interests of the company's employees;
- the need to foster the company's business relationships with suppliers, customers and others;
- the impact of the company's operations on the community and the environment;
- the desirability of the company maintaining a reputation for high standards of business conduct; and
- the need to act fairly as between members of the company.

The directors have complied with their duties under S172 of the Companies Act 2006 through the employee, supplier and customer engagement and described above.

On behalf of the Board of Directors:



Donnaya Senanarong  
Chairman

23 March 2023

## **PTT International Trading London Ltd**

### **Directors' report For the financial year ended 31 December 2022**

---

The directors present their report with the financial statements of PTT International Trading London Ltd (the "Company") for the financial year ended 31 December 2022.

#### **Dividends**

During the period, dividends paid was US\$521,000 (2021: US\$1,146,200).

The company's trading profit for the year, after taxation, was US\$41,824,690 (2021: US\$9,106,949).

#### **Directors**

The directors who served during the year and up to the date of this report were:

Pattaraporn Vorasaph  
Kritch Chairuangyoth (Resigned on 1 February 2023)  
Donnaya Senanarong  
Worawan Kanchanakeaw  
Pongpun Amornvivat  
Panporn Sasananan (Appointed on 1 February 2023)

#### **Going concern**

The Directors have considered the Company's current and future prospects, its availability of financing, and the impact of COVID-19, and are satisfied that the Company can continue to pay its liabilities as they fall due for a period of 12 months from the date of approval of these financial statements. The Directors have a reasonable expectation that the Company has adequate resources to continue in operational existence for the foreseeable future and have no reason to believe that a material uncertainty exists that may cast significant doubt over the ability of the Company to continue as a going concern. Accordingly, the Directors continue to adopt the going concern basis in preparing the financial statements.

#### **Statement of disclosure to auditors**

So far as the directors are aware, there is no relevant audit information of which the company's auditors are unaware. Additionally, the directors have taken all the necessary steps that they ought to have taken as directors in order to make themselves aware of all the relevant audit information and to establish that the company's auditors are aware of that information.

**PTT International Trading London Ltd**

**Directors' report  
For the financial year ended 31 December 2022**

---

**Streamlined Energy & Carbon Reporting (SECR)**

A new requirement from the Department for Business, Energy and Industrial Strategy (BEIS) requires large unquoted companies to disclose their UK energy use and carbon emissions in their Directors' Report if they have consumed, in the UK, more than 40,000 kWh of energy in the reporting period for periods beginning on or after April 1, 2019.

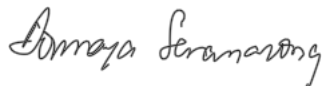
PTT International Trading London Ltd is not affected by this disclosure requirement, as its consumption is less than 40,000 kWh.

**Auditor**

The auditors, Ernst & Young LLP are deemed to be appointed under section 487(2) of the Companies Act 2006.

The auditors, Ernst & Young LLP, will be proposed for re-appointment at the forthcoming Annual General meeting.

On behalf of the Board of Directors:



Donnaya Senanarong  
Chairman

23 March 2023

## **PTT International Trading London Ltd**

### **Directors' responsibilities statement For the financial year ended 31 December 2022**

---

The directors are responsible for preparing the Strategic Report, the Directors' Report and the financial statements in accordance with applicable United Kingdom law and regulations. Company law requires the directors to prepare financial statements for each financial year. Under that law the directors have elected to prepare the financial statements in accordance with the UK-adopted International Accounting Standards.

Under Company law the directors must not approve the financial statements unless they are satisfied that they give a true and fair view of the state of affairs of the Company and of the profit or loss for that period.

In preparing those financial statements, the directors are required to:

- present fairly the financial position, financial performance and cash flows of the Company;
- select suitable accounting policies in accordance with IAS 8: *Accounting Policies, Changes in Accounting Estimates and Errors* and then apply them consistently;
- present information, including accounting policies, in a manner that provides relevant, reliable, comparable and understandable information;
- make judgements and estimates that are reasonable and prudent;
- provide additional disclosures when compliance with the specific requirements in the UK-adopted International Accounting Standards is insufficient to enable users to understand the impact of particular transactions, other events and conditions on the Company's financial position and financial performance; and
- state whether the Company financial statements have been prepared in accordance with the UK-adopted International Accounting Standards;

The directors are responsible for keeping adequate accounting records that are sufficient to show and explain the Company's transactions and disclose with reasonable accuracy at any time the financial position of the Company and enable them to ensure that the financial statements comply with the Companies Act 2006. They are also responsible for safeguarding the assets of the Company and hence for taking reasonable steps for the prevention and detection of fraud and other irregularities.

## **Opinion**

We have audited the financial statements of PTT International Trading London Ltd for the year ended 31 December 2022 which comprise of the statement of comprehensive income, the statement of financial position, the statement of changes in equity, the statement of cash flows, and the related notes 1 to 24, including a summary of significant accounting policies. The financial reporting framework that has been applied in their preparation is applicable law and UK adopted international accounting standards.

In our opinion, the financial statements:

- give a true and fair view of the company's affairs as at 31 December 2022 and of its profit for the year then ended;
- have been properly prepared in accordance with UK adopted international accounting standards; and
- have been prepared in accordance with the requirements of the Companies Act 2006.

## **Basis for opinion**

We conducted our audit in accordance with International Standards on Auditing (UK) (ISAs (UK)) and applicable law. Our responsibilities under those standards are further described in the Auditor's responsibilities for the audit of the financial statements section of our report. We are independent of the company in accordance with the ethical requirements that are relevant to our audit of the financial statements in the UK, including the FRC's Ethical Standard, and we have fulfilled our other ethical responsibilities in accordance with these requirements.

We believe that the audit evidence we have obtained is sufficient and appropriate to provide a basis for our opinion.

## **Conclusions relating to going concern**

In auditing the financial statements, we have concluded that the directors' use of the going concern basis of accounting in the preparation of the financial statements is appropriate.

Based on the work we have performed, we have not identified any material uncertainties relating to events or conditions that, individually or collectively, may cast significant doubt on the company's ability to continue as a going concern for a period of 12 months from when the financial statements are authorised for issue.

Our responsibilities and the responsibilities of the directors with respect to going concern are described in the relevant sections of this report. However, because not all future events or conditions can be predicted, this statement is not a guarantee as to the company's ability to continue as a going concern.

**Other information**

The other information comprises the information included in the annual report, other than the financial statements and our auditor's report thereon. The directors are responsible for the other information contained within the annual report.

Our opinion on the financial statements does not cover the other information and, except to the extent otherwise explicitly stated in this report, we do not express any form of assurance conclusion thereon.

Our responsibility is to read the other information and, in doing so, consider whether the other information is materially inconsistent with the financial statements or our knowledge obtained in the course of the audit or otherwise appears to be materially misstated. If we identify such material inconsistencies or apparent material misstatements, we are required to determine whether this gives rise to a material misstatement in the financial statements themselves. If, based on the work we have performed, we conclude that there is a material misstatement of the other information, we are required to report that fact.

We have nothing to report in this regard.

**Opinions on other matters prescribed by the Companies Act 2006**

In our opinion, based on the work undertaken in the course of the audit:

- the information given in the strategic report and the directors' report for the financial year for which the financial statements are prepared is consistent with the financial statements; and
- the strategic report and directors' report have been prepared in accordance with applicable legal requirements.

***Matters on which we are required to report by exception***

In the light of the knowledge and understanding of the company and its environment obtained in the course of the audit, we have not identified material misstatements in the strategic report or directors' report.

We have nothing to report in respect of the following matters in relation to which the Companies Act 2006 requires us to report to you if, in our opinion:

- adequate accounting records have not been kept, or returns adequate for our audit have not been received from branches not visited by us; or
- the financial statements are not in agreement with the accounting records and returns; or
- certain disclosures of directors' remuneration specified by law are not made; or
- we have not received all the information and explanations we require for our audit.

### **Responsibilities of directors**

As explained more fully in the directors' responsibilities statement set out on page 7, the directors are responsible for the preparation of the financial statements and for being satisfied that they give a true and fair view, and for such internal control as the directors determine is necessary to enable the preparation of financial statements that are free from material misstatement, whether due to fraud or error.

In preparing the financial statements, the directors are responsible for assessing the company's ability to continue as a going concern, disclosing, as applicable, matters related to going concern and using the going concern basis of accounting unless the directors either intend to liquidate the company or to cease operations, or have no realistic alternative but to do so.

### **Auditor's responsibilities for the audit of the financial statements**

Our objectives are to obtain reasonable assurance about whether the financial statements as a whole are free from material misstatement, whether due to fraud or error, and to issue an auditor's report that includes our opinion. Reasonable assurance is a high level of assurance, but is not a guarantee that an audit conducted in accordance with ISAs (UK) will always detect a material misstatement when it exists. Misstatements can arise from fraud or error and are considered material if, individually or in the aggregate, they could reasonably be expected to influence the economic decisions of users taken on the basis of these financial statements.

### **Explanation as to what extent the audit was considered capable of detecting irregularities, including fraud**

Irregularities, including fraud, are instances of non-compliance with laws and regulations. We design procedures in line with our responsibilities, outlined above, to detect irregularities, including fraud. The risk of not detecting a material misstatement due to fraud is higher than the risk of not detecting one resulting from error, as fraud may involve deliberate concealment by, for example, forgery or intentional misrepresentations, or through collusion. The extent to which our procedures are capable of detecting irregularities, including fraud is detailed below. However, the primary responsibility for the prevention and detection of fraud rests with both those charged with governance of the entity and management.

- We obtained an understanding of the legal and regulatory frameworks that are applicable to the company. Based on this understanding we designed our audit procedures to identify noncompliance with such laws and regulations.
- We understood how PTT International Trading London Ltd is complying with those frameworks by making and corroborating enquiries of management and those charged with governance to understand how the company maintains and communicates its policies and procedures in these areas.
- We assessed the susceptibility of the company's financial statements to material misstatement, including how fraud might occur by consider the risk of management override and determining that revenue recognition may present a fraud risk.

A further description of our responsibilities for the audit of the financial statements is located on the Financial Reporting Council's website at <https://www.frc.org.uk/auditorsresponsibilities>. This description forms part of our auditor's report.

**Use of our report**

This report is made solely to the company's members, as a body, in accordance with Chapter 3 of Part 16 of the Companies Act 2006. Our audit work has been undertaken so that we might state to the company's members those matters we are required to state to them in an auditor's report and for no other purpose. To the fullest extent permitted by law, we do not accept or assume responsibility to anyone other than the company and the company's members as a body, for our audit work, for this report, or for the opinions we have formed.

*Ernst & Young LLP*

Jamie Dixon  
(Senior statutory auditor)  
For and on behalf of Ernst & Young LLP, Statutory Auditor  
Manchester  
30 March 2023

**PTT International Trading London Ltd**

**Statements of comprehensive income  
For the financial year ended 31 December 2022**

---

	<b>Notes</b>	<b>2022 US\$</b>	<b>2021 US\$</b>
<b>Revenue</b>	3	3,102,907,135	2,046,301,890
Cost of sales		(3,048,608,024)	(2,038,869,426)
<b>Gross profit</b>		54,299,111	7,432,464
Other income	4	842,727	6,961,762
Interest income		813,854	59,936
Administrative expenses	5	(689,813)	(827,681)
Personnel expenses	6	(2,276,639)	(2,093,328)
Other non-operating (expense)/income		(2,212)	179,516
Finance costs	7	(1,272,155)	(438,123)
<b>Profit before taxation</b>		51,714,873	11,274,546
Taxation	9	(9,890,183)	(2,167,597)
<b>Profit after taxation</b>		41,824,690	9,106,949
<b>Profit for the year</b>		41,824,690	9,106,949

All the activities of the company are from continuing activities.


*The notes form part of these financial statements.*


**PTT International Trading London Ltd**

**Statement of financial position  
As at 31 December 2022**

	Notes	2022 US\$	2021 US\$
<b>Share capital and reserve</b>			
Share capital	10	10,513,513	10,513,513
Retained earnings		76,889,369	35,585,679
		87,402,882	46,099,192
<b>Non-current assets</b>			
Property, plant and equipment	11	63,274	72,615
Right-of-use assets	12	1,014,105	242,170
		1,077,379	314,785
<b>Current assets</b>			
Trade and other receivables	13	194,632,209	146,412,547
Other debtors, deposits and prepayments	14	1,020,053	8,390,587
Amounts due from holding company - trade	15	916,474	79,403,174
Amounts due from related companies - trade	15	65,215,955	73,304,030
Amounts due from related companies - non-trade	15	101,914,688	32,882,978
Cash and bank balances	16	587,771	379,451
Derivative financial instruments	22	27,088,695	15,723,160
		391,375,845	356,495,927
<b>Current liabilities</b>			
Amounts due to holding company - trade	15	504,641	33,861,527
Amounts due to holding company - non-trade	15	22,085	28,179
Amounts due to related companies- trade	15	7,012,772	382,291
Loan from related company	20	-	70,013,457
Trade creditors	17	225,755,413	130,699,981
Trade accruals	17	43,781,421	56,712,351
Other creditors and accruals	21	637,810	494,033
Tax payable		2,083,600	-
Advance from Broker	17	24,230,915	18,274,319
Lease liabilities	19	35,277	245,382
		304,063,935	310,711,520
<b>Non-current liabilities</b>			
Lease liabilities	19	986,407	-
<b>Net current assets</b>		87,311,910	45,784,407
<b>Total net assets</b>		87,402,882	46,099,192

The financial statements were approved by the Board of Directors on 23 March 2023 and were signed on its behalf by:

  
 Donnaya Senanarong  
 Chairman

  
 Worawan Kanchanakeaw  
 Director

*The notes form part of these financial statements.*

**PTT International Trading London Ltd**

**Statement of changes in equity  
For the financial year ended 31 December 2022**

---

	<b>Share capital US\$</b>	<b>Retained earnings US\$</b>	<b>Total US\$</b>
<b>At 1 January 2021</b>	10,513,513	27,624,930	38,138,443
<b><i>Changes in equity</i></b>			
Dividends paid	–	(1,146,200)	(1,146,200)
Total comprehensive income for the year	–	9,106,949	9,106,949
<b>At 1 January 2022</b>	10,513,513	35,585,679	46,099,192
<b><i>Changes in equity</i></b>			
Dividends paid	–	(521,000)	(521,000)
Total comprehensive income for the year	–	41,824,690	41,824,690
<b>At 31 December 2022</b>	10,513,513	76,889,369	87,402,882

*The notes form part of these financial statements.*

**PTT International Trading London Ltd****Statement of cash flows  
For the financial year ended 31 December 2022**

	<b>2022</b> US\$	<b>2021</b> US\$
<b>Cash flows from operating activities</b>		
Profit before taxation	51,714,873	11,274,546
Adjustments:		
Depreciation of fixed assets and right-of-use assets	200,989	249,508
(Write-back)/ allowances for impairment	(6,619)	167,948
Interest income	(813,854)	(59,936)
Interest expense	1,272,155	438,123
Revaluation of derivative financial instruments to fair value	(11,365,535)	(27,891,200)
Revaluation of inventories to fair value	–	(1,390,763)
<b>Operating profit/(loss) before working capital changes</b>	41,002,009	(17,211,774)
Increase in trade and other debtors, prepayments and deposits	(40,842,506)	(81,419,737)
Decrease in inventory	–	49,580,665
Increase in trade creditors and accruals	88,224,876	115,752,668
Net change in balances with related and holding companies	(9,189,437)	(134,226,714)
<b>Cash flows generated/(used in) from operations</b>	79,194,942	(67,524,892)
Interest paid	(1,264,496)	(432,596)
Interest received	813,854	59,936
Income tax paid	(7,806,584)	(2,386,933)
<b>Net cash flows generated/(used in) from operating activities</b>	70,937,716	(70,284,485)
<b>Cash flows from investing activity</b>		
Purchase of property, plant and equipment	–	(51)
<b>Net cash flows used in investing activity</b>	–	(51)
<b>Cash flows from financing activities</b>		
Dividends paid	(521,000)	(1,146,200)
(Repayment of)/Proceeds from short term loan	(70,013,457)	70,013,457
Payment of lease liabilities	(194,939)	(204,082)
<b>Net cash flows (used in)/ generated from financing activities</b>	(70,729,396)	68,663,175
<b>Net increase/(decrease) in cash and cash equivalents for the year</b>	208,320	(1,621,361)
Cash and cash equivalents at beginning of year	379,451	2,000,812
<b>Cash and cash equivalents at end of year</b>	587,771	379,451

*The notes form part of these financial statements.*

## PTT International Trading London Ltd

### Notes to the financial statements For the financial year ended 31 December 2022

---

#### 1. Corporate information

PTT International Trading London Ltd (the “Company”) is a private company, limited by shares, domiciled and incorporated in London. The address of the Company’s registered office and its principal place of business is 3rd Floor, 30 St. James’s Square, London, United Kingdom, SW1Y 4AL.

The Company’s immediate holding company and ultimate parent of the group is PTT Public Company Limited, a company incorporated in Thailand. The Company’s related parties are all subsidiaries of PTT Public Company Limited. The financial statements of PTT Public Company Limited are available at its registered office situated at 555 Vibhavadi Rangsit Road, Chatuchak, Bangkok 10,900, Thailand.

The principal activities of the Company are the marketing and trading of crude oil and petroleum products.

#### 2. Summary of significant accounting policies

##### 2.1 *Basis of preparation*

The financial statements of the Company have been prepared in accordance with the UK-adopted International Accounting Standards.

The financial statements have been prepared on the historical cost basis except as disclosed in the accounting policies below.

The financial statements are presented in United States dollars (“USD” or “US\$”).

##### 2.2 *Going concern*

The Directors have considered the Company’s current and future prospects, its availability of financing, and the impact of COVID-19, and are satisfied that the Company can continue to pay its liabilities as they fall due for a period of 12 months from the date of approval of these financial statements. The Directors have a reasonable expectation that the Company has adequate resources to continue in operational existence for the foreseeable future and have no reason to believe that a material uncertainty exists that may cast significant doubt over the ability of the Company to continue as a going concern. Accordingly, the Directors continue to adopt the going concern basis in preparing the financial statements.

##### 2.3 *New standards, interpretations and amendments adopted by the Company*

The accounting policies adopted are consistent with those of the previous financial year except in the current financial year, the Company has adopted all the new and revised standards which are effective for annual periods beginning on or after 1 January 2022. The adoption of these standards and interpretations did not have material effect on the financial performance or position of the Company.

*The notes form part of these financial statements.*

**2. Summary of significant accounting policies (cont'd)**

**2.4 Standards issued but not yet effective**

The Company has not adopted the following standards that have been issued but not yet effective:

<b>Description</b>	<b>Effective for annual periods beginning on or after</b>
Amendments to IAS 8 <i>Definition of Accounting Estimates</i>	1 January 2023
Amendments to IAS 1 and IFRS Practice Statement 2 <i>Disclosure of Accounting Policies</i>	1 January 2023

The amendments to the definition of material is not expected to have a significant impact on the Group's consolidated financial statements.

**2.5 Significant accounting judgements and estimates**

The preparation of the Company's financial statements requires management to make judgements, estimates and assumptions that affect the reported amounts of revenues, expenses, assets and liabilities and the disclosure of contingent liabilities at the end of each reporting period. Uncertainty about these assumptions and estimates could result in outcomes that require a material adjustment to the carrying amount of the asset or liability affected in the future periods.

*Key sources of estimation uncertainty*

The key assumptions concerning the future and other key sources of estimation uncertainty at the end of the reporting period, that have a significant risk of causing a material adjustment to the carrying amounts of assets and liabilities within the next financial year are discussed below:

Fair value of financial instruments

Where the fair values of financial instruments recorded on the statement of financial position cannot be derived from active markets, they are determined using valuation techniques. The inputs into these valuation techniques are derived from observable market data. The most frequently applied valuation techniques are swap models, using present value calculations. The models incorporate various inputs including forward value and related index.

**2.6 Property, plant and equipment**

Depreciation is computed on a straight-line basis over the estimated useful life of the assets as follows:

Office equipment - 5 years

**2. Summary of significant accounting policies (cont'd)**

**2.7 Leases**

The Company assesses at contract inception whether a contract is, or contains, a lease. That is, if the contract conveys the right to control the use of an identified asset for a period of time in exchange for consideration.

*Company as a lessee*

The Company applies a single recognition and measurement approach for all leases, except for short-term leases and leases of low-value assets. The Company recognises lease liabilities to make lease payments and right-of-use assets representing the right to use the underlying assets.

(a) Right-of-use assets

The Company recognises right-of-use assets at the commencement date of the lease (i.e., the date the underlying asset is available for use). Right-of-use assets are measured at cost, less any accumulated depreciation and impairment losses, and adjusted for any remeasurement of lease liabilities. The cost of right-of-use assets includes the amount of lease liabilities recognised, initial direct costs incurred, and lease payments made at or before the commencement date less any lease incentives received. Right-of-use assets are depreciated on a straight-line basis over the shorter of the lease term and the estimated useful lives of the assets, as follows:

Building - 1 to 5 years

If ownership of the leased asset transfers to the Company at the end of the lease term or the cost reflects the exercise of a purchase option, depreciation is calculated using the estimated useful life of the asset.

The right-of-use assets are also subject to impairment. Refer to the accounting policies in note 2.9.

(b) Lease liabilities

At the commencement date of the lease, the Company recognises lease liabilities measured at the present value of lease payments to be made over the lease term. The lease payments include fixed payments (including in-substance fixed payments) less any lease incentives receivable, variable lease payments that depend on an index or a rate, and amounts expected to be paid under residual value guarantees. The lease payments also include the exercise price of a purchase option reasonably certain to be exercised by the Company and payments of penalties for terminating the lease, if the lease term reflects the Company exercising the option to terminate. Variable lease payments that do not depend on an index or a rate are recognised as expenses (unless they are incurred to produce inventories) in the period in which the event or condition that triggers the payment occurs.

**2. Summary of significant accounting policies (cont'd)**

**2.7 Leases (cont'd)**

*Company as a lessee (cont'd)*

(b) Lease liabilities (cont'd)

In calculating the present value of lease payments, the Company uses its incremental borrowing rate at the lease commencement date because the interest rate implicit in the lease is not readily determinable. After the commencement date, the amount of lease liabilities is increased to reflect the accretion of interest and reduced for the lease payments made. In addition, the carrying amount of lease liabilities is remeasured if there is a modification, a change in the lease term, a change in the lease payments (e.g., changes to future payments resulting from a change in an index or rate used to determine such lease payments) or a change in the assessment of an option to purchase the underlying asset.

(c) Short-term leases and leases of low-value assets

The Company applies the short-term lease recognition exemption to its short-term leases of machinery and equipment (i.e., those leases that have a lease term of 12 months or less from the commencement date and do not contain a purchase option). It also applies the lease of low-value assets recognition exemption to leases of office equipment that are considered to be low value. Lease payments on short-term leases and leases of low-value assets are recognised as expense on a straight-line basis over the lease term.

**2.8 Financial instrument**

(a) *Financial assets*

Initial recognition and measurement

Financial assets are recognised when, and only when the entity becomes party to the contractual provisions of the instruments.

At initial recognition, the Company measures a financial asset at its fair value plus, in the case of a financial asset not at fair value through profit or loss, transaction costs that are directly attributable to the acquisition of the financial asset. Transaction costs of financial assets carried at fair value through profit or loss are expensed in profit or loss.

Trade receivables are measured at the amount of consideration to which the Company expects to be entitled in exchange for transferring promised goods or services to a customer, excluding amounts collected on behalf of third party, if the trade receivables do not contain a significant financing component at initial recognition.

**2. Summary of significant accounting policies (cont'd)**

**2.8 Financial instruments (cont'd)**

(a) *Financial assets (cont'd)*

Subsequent measurement

Subsequent measurement depends on the Company's business model for managing the asset and the contractual cash flow characteristics of the asset. The three measurement categories for classification of debt instruments are

(i) *Amortised cost*

Financial assets that are held for the collection of contractual cash flows where those cash flows represent solely payments of principal and interest are measured at amortised cost. Financial assets are measured at amortised cost using the effective interest method, less impairment. Gains and losses are recognised in profit or loss when the assets are derecognised or impaired, and through amortisation process.

(ii) *Fair value through other comprehensive income (FVOCI)*

Financial assets that are held for collection of contractual cash flows and for selling the financial assets, where the assets' cash flows represent solely payments of principal and interest, are measured at FVOCI. Financial assets measured at FVOCI are subsequently measured at fair value. Any gains or losses from changes in fair value of the financial assets are recognised in other comprehensive income, except for impairment losses, foreign exchange gains and losses and interest calculated using the effective interest method are recognised in profit or loss. The cumulative gain or loss previously recognised in other comprehensive income is reclassified from equity to profit or loss as a reclassification adjustment when the financial asset is de-recognised.

(iii) *Fair value through profit or loss*

Assets that do not meet the criteria for amortised cost or FVOCI are measured at fair value through profit or loss. A gain or loss on debt instruments that is subsequently measured at fair value through profit or loss and is not part of a hedging relationship is recognised in profit or loss in the period in which it arises.

**2. Summary of significant accounting policies (cont'd)**

**2.8 Financial instruments (cont'd)**

(a) *Financial assets (cont'd)*

Derivatives

Derivatives are initially recognised at fair value on the date a derivative contract is entered into and are subsequently remeasured to their fair value at the end of each reporting period. Changes in fair value of derivatives are recognised in profit or loss.

Derecognition

A financial asset is derecognised where the contractual right to receive cash flows from the asset has expired. On derecognition of a financial asset in its entirety, the difference between the carrying amount and the sum of the consideration received and any cumulative gain or loss that had been recognised in other comprehensive income for debt instruments is recognised in profit or loss.

(b) *Financial liabilities*

Initial recognition and measurement

Financial liabilities are recognised when, and only when, the Company becomes a party to the contractual provisions of the financial instrument. The Company determines the classification of its financial liabilities at initial recognition.

All financial liabilities are recognised initially at fair value plus in the case of financial liabilities not at fair value through profit or loss, directly attributable transaction costs.

Subsequent measurement

After initial recognition, financial liabilities that are not carried at fair value through profit or loss are subsequently measured at amortised cost using the effective interest method. Gains and losses are recognised in profit or loss when the liabilities are derecognised, and through the amortisation process.

De-recognition

A financial liability is de-recognised when the obligation under the liability is discharged or cancelled or expires. On derecognition, the difference between the carrying amounts and the consideration paid is recognised in profit or loss.

**2. Summary of significant accounting policies (cont'd)**

**2.9 Impairment of financial assets**

The Company recognises an allowance for expected credit losses (ECLs) for all debt instruments not held at fair value through profit or loss and financial guarantee contracts. ECLs are based on the difference between the contractual cash flows due in accordance with the contract and all the cash flows that the Company expects to receive, discounted at an approximation of the original effective interest rate. The expected cash flows will include cash flows from the sale of collateral held or other credit enhancements that are integral to the contractual terms.

ECLs are recognised in two stages. For credit exposures for which there has not been a significant increase in credit risk since initial recognition, ECLs are provided for credit losses that result from default events that are possible within the next 12-months (a 12-month ECL). For those credit exposures for which there has been a significant increase in credit risk since initial recognition, a loss allowance is recognised for credit losses expected over the remaining life of the exposure, irrespective of timing of the default (a lifetime ECL).

For trade receivables and contract assets, the Company applies a simplified approach in calculating ECLs. Therefore, the Company does not track changes in credit risk, but instead recognises a loss allowance based on lifetime ECLs at each reporting date. The Company recognises loss allowance based on its historical credit loss experience, adjusted for forward-looking factors specific to the debtors and the economic environment.

The Company considers a financial asset in default when contractual payments are 90 days past due. However, in certain cases, the Company may also consider a financial asset to be in default when internal or external information indicates that the Company is unlikely to receive the outstanding contractual amounts in full before taking into account any credit enhancements held by the Company. A financial asset is written off when there is no reasonable expectation of recovering the contractual cash flows.

**2.10 Impairment of non-financial assets**

The Company assesses at the end of each reporting period whether there is an indication that an asset may be impaired. If any such indication exists, or when annual impairment testing for an asset is required, the Company makes an estimate of the asset's recoverable amount.

An asset's recoverable amount is the higher of an asset's fair value less costs to sell and its value in use. When the carrying amount of an asset exceeds its recoverable amount, the asset is considered impaired and is written-down to its recoverable amount. In assessing value in use, the estimated future cash flows are discounted to their present value using a pre-tax discount rate that reflects current market assessments of the time value of money and the risks specific to the asset. Impairment losses of continuing operations are recognised in profit or loss in those expense categories consistent with the function of the impaired asset.

**2. Summary of significant accounting policies (cont'd)**

**2.10 Impairment of non-financial assets (cont'd)**

An assessment is made at the end of each reporting period as to whether there is any indication that previously recognised impairment losses may no longer exist or may have decreased. If such indication exists, the recoverable amount is estimated. A previously recognised impairment loss is reversed only if there has been a change in the estimates used to determine the asset's recoverable amount since the last impairment loss was recognised. If that is the case the carrying amount of the asset is increased to its recoverable amount. That increased amount cannot exceed the carrying amount that would have been determined, net of depreciation, had no impairment loss been recognised for the asset in prior years. Such reversal is recognised in profit or loss unless the asset is carried at revalued amount, in which case the reversal is treated as a revaluation increase. After such a reversal the depreciation charged is adjusted in future periods to allocate the asset's revised carrying amount, less any residual value, on a systematic basis over its remaining useful life.

**2.11 Cash and bank balances**

Cash and bank balances comprise demand deposits that are readily convertible to known amounts of cash and which are subject to an insignificant risk of changes in value.

**2.12 Taxes**

(a) *Income tax*

Current income tax assets and liabilities for the current and prior periods are measured at the amount expected to be recovered from or paid to the taxation authorities. The tax rates and tax laws used to compute the amount are those that are enacted or substantively enacted by the end of the reporting period, in the countries where the Company operates and generates taxable income.

Current income taxes are recognised in profit or loss except to the extent that the tax relates to items recognised outside profit or loss, either in other comprehensive income or directly in equity. Management periodically evaluates positions taken in the tax returns with respect to situations in which applicable tax regulations are subject to interpretation and establishes provisions where appropriate.

(b) *Deferred tax*

Deferred tax is provided using the liability method on temporary differences at the end of the reporting period between the tax bases of assets and liabilities and their carrying amounts for financial reporting purposes.

Deferred tax liabilities are recognised for all taxable temporary differences, except where the deferred tax liability arises from the initial recognition goodwill or of an asset or liability in a transaction that is not a business combination and, at the time of the transaction, affects neither accounting profit nor taxable profit or loss.

**2. Summary of significant accounting policies (cont'd)**

**2.12 Taxes (cont'd)**

(b) *Deferred tax (cont'd)*

Deferred tax assets are recognised for all deductible temporary differences, the carry forward of unused tax credits and unused tax losses, to the extent that it is probable that taxable profit will be available against which the deductible temporary differences, and the carry forward of unused tax credits and unused tax losses can be utilised except where the deferred tax asset relating to the deductible temporary difference arises from the initial recognition of an asset or liability in a transaction that is not a business combination and, at the time of the transaction, affects neither accounting profit nor taxable profit or loss.

The carrying amount of deferred tax assets is reviewed at the end of each reporting period and reduced to the extent that it is no longer probable that sufficient taxable profit will be available to allow all or part of the deferred tax asset to be utilised. Unrecognised deferred tax assets are reassessed at the end of each reporting period and are recognised to the extent that it has become probable that future taxable profit will allow the deferred tax asset to be recovered.

Deferred tax assets and liabilities are measured at the tax rates that are expected to apply in the year when the asset is realised or the liability is settled, based on tax rates (and tax laws) that have been enacted or substantively enacted at the end of each reporting period.

Deferred tax relating to items recognised outside profit or loss is recognised outside profit or loss. Deferred tax items are recognised in correlation to the underlying transaction either in other comprehensive income or directly in equity.

(c) *Sales tax*

Revenues, expenses and assets are recognised net of the amount of sales tax except:

- Where the sales tax incurred in a purchase of assets or services is not recoverable from the taxation authority, in which case the sales tax is recognised as part of the cost of acquisition of the asset or as part of the expense item as applicable; and
- Receivables and payables that are stated with the amount of sales tax included.

**2. Summary of significant accounting policies (cont'd)**

**2.13 Revenue**

(a) *Sale of goods*

Revenue is recognised when the Company satisfies a performance obligation by transferring a promised good to the customer, which is when the customer obtains control of the good. A performance obligation may be satisfied at a point in time or over time. The amount of revenue recognised is the amount allocated to the satisfied performance obligation.

(b) *Interest*

Interest income is recognised as the interest accrues (taking into account the effective yield on the asset) unless collectability is in doubt.

(c) *Derivative financial instruments*

Derivative financial instruments include commodity swaps and commodity forward of which profit or loss arising are recognised on deal date.

For off-balance sheet derivative financial instruments outstanding at the end of each reporting period for trading purposes, the derivative financial instruments are estimated based on the difference between fixed and variable commodity price calculated by reference to an agreed upon notional principal amount. The resultant gains or losses are recognised in profit or loss.

**2.14 Foreign currencies**

The accounting records of the Company are maintained in USD and USD is the functional currency.

Transactions in foreign currencies during the financial year are recorded in USD using exchange rates approximating those ruling at the transaction dates. Foreign currency monetary assets and liabilities at the end of the reporting period are translated into USD at exchange rates approximating those ruling at that date. All resultant exchange differences are recognised in profit or loss.

**2.15 Derivative financial instruments**

The Company uses derivative financial instruments to manage its risks associated with commodity price fluctuations. Such derivative financial instruments are initially recognised at fair value on the date on which a derivative contract is entered into and are subsequently re-measured at fair value. Derivative financial instruments are carried as assets when the fair value is positive and as liabilities when the fair value is negative

(a) *Commodity forward contracts*

Commodity forward contract for physical sales and purchases of commodities are measured at fair value. Unrealised gains or losses are reported in profit or loss. Fair value is determined by reference to quoted market/futures prices at the close of business on the end of the reporting period.

*The notes form part of these financial statements.*

**2. Summary of significant accounting policies (cont'd)**

**2.15 Derivative financial instruments (cont'd)**

(b) *Futures contracts*

Futures contracts are measured at fair value. Unrealised gains or losses are reported in profit or loss. Fair value is determined by reference to quoted futures prices of recognised futures market at the close of business on the end of the reporting period.

Initial margin deposits and variation margins on futures contracts are included in current assets or current liabilities as appropriate.

**2.16 Inventories**

The inventories are principally acquired with the purpose of selling in the near future and generating a profit from fluctuations in price or broker-traders' margin. These inventories are measured at fair value less cost to sell. When such inventories are measured at fair value less cost to sell, the changes in fair value are recognised in profit or loss in the financial year of the change.

**3. Revenue**

	<b>2022</b> US\$	<b>2021</b> US\$
Sale of goods	3,079,922,026	2,066,570,072
Realised gain/(loss) on derivative financial instruments	11,619,574	(48,159,382)
Unrealised gain on derivative financial instruments	10,803,555	28,386,440
Unrealised gain/(loss) on forward commitments	561,980	(495,240)
	<hr/>	<hr/>
	3,102,907,135	2,046,301,890
	<hr/>	<hr/>

**4. Other income**

	<b>2022</b> US\$	<b>2021</b> US\$
Joint trading agreement – profit sharing income	–	6,639,132
Service fee income	842,727	322,630
	<hr/>	<hr/>
	842,727	6,961,762
	<hr/>	<hr/>

Majority of the other income in 2021 pertains to share of profits from a joint trading agreement with third parties.

The joint trading agreement has been terminated with effect from 24 June 2021.

*The notes form part of these financial statements.*

**PTT International Trading London Ltd**

**Notes to the financial statements  
For the financial year ended 31 December 2022**

---

**5. Administrative expenses**

	<b>2022</b>	<b>2021</b>
	US\$	US\$
Legal and professional fees	155,496	107,994
Depreciation	58,232	106,589
Entertainment	42,030	13,264
Subscription fees	104,850	116,843
Office rental	14,550	47,499
Travelling expense	66,116	1,811
Telecommunication	12,944	25,261
Other expenses	180,595	348,420
Auditor's remuneration - Audit services	55,000	60,000
	<hr/>	<hr/>
	689,813	827,681
	<hr/>	<hr/>

**6. Personnel expenses**

	<b>2022</b>	<b>2021</b>
	US\$	US\$
Wages and salaries	723,252	734,338
Social Security costs	331,696	284,091
Other staff costs	1,221,691	1,074,899
	<hr/>	<hr/>
	2,276,639	2,093,328
	<hr/>	<hr/>

The average monthly number of employees during the year was as follows:

	<b>2022</b>	<b>2021</b>
	US\$	US\$
Director	5	5
Managing Director	1	1
Trader	2	2
Operations	1	1
Administration	1	1
Chartering	1	1
	<hr/>	<hr/>
	11	11
	<hr/>	<hr/>
Director's remuneration	42,429	49,495
	<hr/>	<hr/>

Information regarding the highest paid director for the year ended 31 December 2022 is as follows:

	<b>2022</b>	<b>2021</b>
	US\$	US\$
Director's fee	11,213	8,578
	<hr/>	<hr/>

*The notes form part of these financial statements.*

**PTT International Trading London Ltd**

**Notes to the financial statements  
For the financial year ended 31 December 2022**

---

**7. Finance costs**

	<b>2022</b> US\$	<b>2021</b> US\$
Banks and financial institutions	1,173,737	429,080
Related parties	90,760	–
Others	7,658	9,043
	<hr/> 1,272,155	<hr/> 438,123

**8. Profit before income tax**

	<b>2022</b> US\$	<b>2021</b> US\$
The profit before income tax is stated after charging:		
Cost of inventories recognised as expense	3,048,608,024	2,040,260,189
Depreciation - owned assets	58,232	106,589
Auditors' remuneration	55,000	60,000
Foreign exchange differences	68,071	(110,644)
	<hr/> 3,048,790,327	<hr/> 2,040,376,134

**9. Taxation**

A reconciliation between taxation and the product of accounting profit multiplied by the applicable tax rate for the financial year ended 31 December 2022 was as follows:

	<b>2022</b> US\$	<b>2021</b> US\$
Profit before taxation	51,714,873	11,274,546
Tax at the applicable tax rate 19% (2021: 19%)	9,825,826	2,142,164
Adjustments:		
Non-deductible expenses	35,556	23,339
Capital allowance	–	–
Under provision of tax payable for prior years	83,121	–
Others	(54,320)	2,094
Current income tax expense	<hr/> 9,890,183	<hr/> 2,167,597

***Factors that may effect future tax charges***

The UK Budget 2022 announcements on 3 March 2022 included measures to support economic recovery as a result of the ongoing COVID-19 pandemic. These included an increase to the UK's main corporation tax rate to 25%, which is due to be effective from 1 April 2023.

*The notes form part of these financial statements.*

**PTT International Trading London Ltd**

**Notes to the financial statements  
For the financial year ended 31 December 2022**

---

**10. Share capital and reserves**

	<b>2022</b>		<b>2021</b>	
	No. of shares	US\$	No. of shares	US\$
<b>Share capital</b>				
<b><i>Issued and fully paid:</i></b>				
At beginning of year (GBP Ordinary Shares) GBP £1 per share	420,000	513,513	420,000	513,513
At beginning of year (USD Ordinary Shares) US\$1 per share	10,000,000	10,000,000	10,000,000	10,000,000
At end of year	10,420,000	10,513,513	10,420,000	10,513,513

The Company's share capital that the directors are authorised to issue in accordance with the provisions of the Articles of Association is 10,000,000 ordinary shares of GBP £1 each, and 16,000,000 ordinary shares of USD \$1 each.

The holders of ordinary shares are entitled to receive dividends as and when declared by the Company. All ordinary shares carry one vote per share without restrictions.

	<b>2022</b>	<b>2021</b>
	US\$	US\$
<b>Dividends declared and paid during the year:</b>		
Dividends on ordinary shares:		
Final dividend of US\$0.05 per share (2021: US\$0.102) per share	521,000	1,146,200

***Retained earnings***

The retained earnings represent the net profit of all current and prior periods' retained profits and losses.

*The notes form part of these financial statements.*

**PTT International Trading London Ltd**

**Notes to the financial statements  
For the financial year ended 31 December 2022**

---

**11. Property, plant and equipment**

	<b>Office equipment US\$</b>	<b>Total US\$</b>
<b>Cost</b>		
At 1 January 2021	115,003	115,003
Additions	51	51
	<hr/>	<hr/>
At 1 January 2022	115,054	115,054
Additions	–	–
	<hr/>	<hr/>
At 31 December 2022	115,054	115,054
	<hr/> <hr/>	<hr/> <hr/>
<b>Accumulated depreciation</b>		
At 1 January 2021	31,417	31,417
Charge for the year	11,022	11,022
	<hr/>	<hr/>
At 1 January 2022	42,439	42,439
Charge for the year	9,341	9,341
	<hr/>	<hr/>
At 31 December 2022	51,780	51,780
	<hr/> <hr/>	<hr/> <hr/>
<b>Net book value</b>		
At 31 December 2021	72,615	72,615
	<hr/> <hr/>	<hr/> <hr/>
At 31 December 2022	63,274	63,274
	<hr/> <hr/>	<hr/> <hr/>

*The notes form part of these financial statements.*

**PTT International Trading London Ltd**

**Notes to the financial statements  
For the financial year ended 31 December 2022**

**12. Right-of-use assets**

	<b>Right-of-use assets US\$</b>	<b>Total US\$</b>
<b>Cost</b>		
At 1 January 2021	712,689	712,689
Additions	283,837	283,837
At 1 January 2022	996,526	996,526
Additions	984,863	984,863
Disposal	(712,689)	(334,487)
At 31 December 2022	1,268,700	1,646,902
<b>Accumulated depreciation</b>		
At 1 January 2021	515,870	515,870
Charge for the year	238,486	238,486
At 1 January 2022	754,356	754,356
Charge for the year	191,648	191,648
Disposal	(691,409)	(313,207)
At 31 December 2022	254,595	632,798
<b>Net book value</b>		
At 31 December 2021	242,170	242,170
At 31 December 2022	1,014,105	1,014,105

**13. Trade and other receivables**

Trade receivables are in the ordinary course of business, and are non-interest bearing and are normally due on 30 to 60 days' terms. They are recognised at their original invoice amounts which represent their fair value on initial recognition.

	<b>2022 US\$</b>	<b>2021 US\$</b>
Trade receivables	194,632,209	146,412,547

*The notes form part of these financial statements.*

**13. Trade and other receivables (cont'd)**

***Expected credit losses***

The movement in allowance for expected credit losses on trade receivables computed based on lifetime ECL is as follows:

	<b>2022</b> US\$	<b>2021</b> US\$
Movement in allowance accounts:		
At 1 January	928,183	760,235
(Credit)/charge for the year	(6,619)	167,948
	<hr/>	<hr/>
At 31 December	921,564	928,183
	<hr/>	<hr/>

US\$921,564 (2021: US\$928,183) of the expected credit loss allowance relates to impaired trade receivables.

The Company estimates the expected credit loss by reference to past collection experience and management assessment of the risk of default that considers current conditions and future economic conditions. The effects of the conditions in the historical period that are not relevant to the future contractual cash flows were removed in deriving the loss rates.

An allowance has been made for estimated irrecoverable amounts from the sale of goods to third parties of US\$921,564 (2021: US\$928,183) on credit impaired trade receivables i.e. those that are more than 60 days past due. Management has determined that trade receivables that are less than 60 days past due were non-credit impaired and the corresponding expected credit losses were insignificant. Therefore, no loss allowance was made on these assets.

**14. Other debtors, deposits and prepayments**

	<b>2022</b> US\$	<b>2021</b> US\$
Deposits	119,628	138,578
VAT receivables	85,101	55,632
Prepaid expenses	437,922	172,973
Amount due from broker	377,402	8,023,404
	<hr/>	<hr/>
	1,020,053	8,390,587
	<hr/>	<hr/>

**PTT International Trading London Ltd**

**Notes to the financial statements  
For the financial year ended 31 December 2022**

---

**15. Amounts due from/(to) holding company and related companies**

All amounts due from/(to) the holding company or related companies whether trade or non-trade in nature are unsecured, interest free and repayable when due.

	<b>2022</b> US\$	<b>2021</b> US\$
<b>Amount due from Group Companies</b>		
Amounts due from holding company - trade	916,474	79,403,174
Amounts due from related companies - trade	65,215,955	73,304,030
Amounts due from related companies - non-trade	101,914,688	32,882,978
	<hr/> 168,047,117	<hr/> 185,590,182
<b>Amount due to Group Companies</b>		
Amounts due to holding company - trade	504,641	33,861,527
Amounts due to holding company - non-trade	22,085	28,179
Amounts due to related company - trade	7,012,772	382,291
	<hr/> 7,539,498	<hr/> 34,271,997

**16. Cash and bank balances**

	<b>2022</b> US\$	<b>2021</b> US\$
Cash and bank balances	587,771	379,451

**17. Trade creditors and accruals and advances from brokers**

Trade creditors and accruals are in the ordinary course of business, and are, non-interest bearing and are normally settled on 30 to 60 days' terms.

Advances from broker are interest free and arise from the utilisation of short-term funding facilities provided by the broker for the purpose of entering into margined positions.

	<b>2022</b> US\$	<b>2021</b> US\$
Trade creditors	225,755,413	130,699,981
Trade accruals	43,781,421	56,712,351
Advances from brokers	24,230,915	18,274,319
	<hr/> 293,767,749	<hr/> 205,686,651

*The notes form part of these financial statements.*

**PTT International Trading London Ltd**

**Notes to the financial statements  
For the financial year ended 31 December 2022**

---

**18. Related party transactions**

In addition to the related party information disclosed elsewhere in the financial statements, significant transactions with related parties, on terms agreed between the parties, were as follows:

	<b>2022</b> US\$	<b>2021</b> US\$
<b>Income</b>		
Sales to holding company	473,976,357	607,773,742
Sales to related company	787,076,367	466,079,293
<b>Expenses</b>		
Purchases from holding company	811,910,130	392,151,775
Purchases from related company	213,174,048	135,676,892

**Key management's employee benefits**

Key management's short-term employee benefits paid to directors amounted to US\$272,158 (2021: US\$248,831).

**19. Lease liabilities**

Set out below are the carrying amounts of lease liabilities and movements during the year:

	<b>2022</b> US\$	<b>2021</b> US\$
<b>Cost</b>		
At 1 January	245,382	160,099
Additions	984,863	283,872
Accretion of interest	7,659	5,527
Termination	(21,281)	-
Payments	(194,939)	(204,116)
At 31 December	1,021,684	245,382
Current	35,277	245,382
Non-current	986,407	-

*The notes form part of these financial statements.*

**PTT International Trading London Ltd**

**Notes to the financial statements  
For the financial year ended 31 December 2022**

---

**20. Loans and borrowings**

The Company entered into a Loan Facility Agreement with PTT Treasury Center Company Limited on 23 December 2021. The loan facility has floating interest rates and a maturity date of 7 January 2022. The loan facility was fully repaid on 7 January 2022. Interest is set at a margin above the US Dollar LIBOR rate.

Reconciliation of movements of loans and borrowings to cash flows arising from financing activities:

	<b>2022</b> US\$	<b>2021</b> US\$
At the beginning of the year/period	70,013,457	–
Proceeds from borrowings	–	70,000,000
Interest accrual	–	13,457
Repayment	(70,013,457)	–
	<hr/>	<hr/>
At the end of the year	–	70,013,457
	<hr/>	<hr/>

**21. Other creditors and accruals**

	<b>2022</b> US\$	<b>2021</b> US\$
Accrued expenses	–	483,311
Other accruals	637,810	10,722
	<hr/>	<hr/>
	637,810	494,033
	<hr/>	<hr/>

**22. Financial instruments**

(a) ***Fair values of financial instruments***

All carrying amount of financial assets and liabilities at the end of the reporting period approximates their fair value due to the relatively short-term maturity of these financial instruments.

*Derivatives*

The fair value of commodity price swaps is estimated based on the difference between fixed and variable commodity price calculated by reference to an agreed upon notional principal amount.

The fair value of commodity forward contracts is determined by reference and quoted market/futures prices at the close of business on the end of the reporting period.

The fair value of futures is determined by reference to quoted futures prices of recognised future market at the close of business on the end of the reporting period.

*The notes form part of these financial statements.*

22. Financial instruments (cont'd)

(a) *Fair values of financial instruments (cont'd)*

*Derivatives (cont'd)*

As at 31 December 2022, the fair value of financial derivatives for trading purposes in the balance sheet are presented in the following table:

2022	Year end positive fair value US\$	Year end negative fair value US\$
<b><i>Forward commitments</i></b>		
Third parties	289,195	–
Holding and related companies	700,000	–
<b><i>Derivatives</i></b>		
Swaps - holding and related companies	379,900	–
Futures	25,719,600	–
	27,088,695	–
<b>2021</b>		
<b><i>Forward commitments</i></b>		
Third parties	377,214	–
Holding and related companies	50,000	–
<b><i>Derivatives</i></b>		
Swaps - holding and related companies	2,148,370	–
Futures	13,147,576	–
	15,723,160	–

*The notes form part of these financial statements.*

**22. Financial instruments (cont'd)****(b) Fair value hierarchy**

The Company categorises fair value measurements using a fair value hierarchy that is dependent on the valuation inputs used as follows:

Level 1 - Quoted prices (unadjusted) in active market for identical assets or liabilities that the Company can access at the measurement date;

Level 2 - Inputs other than quoted prices included within Level 1 that are observable for the asset for liability, either directly or indirectly; and

Level 3 - Unobservable inputs for the asset or liability.

Fair value measurements that use inputs of different hierarchy levels are categorised in its entirety in the same level of the fair value hierarchy as the lowest level input that is significant to the entire measurement.

	Level 1 US\$	Level 2 US\$	Level 3 US\$	Total US\$
<b>2022</b>				
<b>Financial assets</b>				
Derivative swaps	–	379,900	–	379,900
Fair value commitment - forward contracts	–	989,195	–	989,195
Futures contracts	25,719,600	–	–	25,719,600
<hr/>				
<b>Financial liabilities</b>				
Futures contracts	–	–	–	–
Derivative swaps	–	–	–	–
<hr/>				
<b>2021</b>				
<b>Financial assets</b>				
Derivative swaps	–	2,148,370	–	2,148,370
Fair value commitment - forward contracts	–	427,214	–	427,214
Futures contracts	13,147,576	–	–	13,147,576
<hr/>				
<b>Financial liabilities</b>				
Futures contracts	–	–	–	–
Derivative swaps	–	–	–	–
<hr/>				

The notes form part of these financial statements.

**22. Financial instruments (cont'd)**

(c) ***Level 2 fair value measurements***

The following is a description of the valuation techniques and inputs used in the fair value measurement for assets and liabilities that are categorised within Level 2 of the fair value hierarchy:

*Derivative swaps*

Derivative swaps are fair valued using a valuation technique with market observable inputs. The most frequently applied valuation techniques include estimating based on the difference between fixed and variable commodity price calculated by reference to an agreed upon notional principal amount.

*Forward commitments*

Commodity forward contracts are valued using a valuation technique with market observable inputs. The most frequently applied valuation technique is forward pricing, using present value calculations.

(d) ***Amounts due from/(to) holding company and related companies, loan from related company, derivative financial instruments, trade receivables, other debtors and deposits, trade creditors and other creditors and accruals***

The carrying amounts of these financial assets and liabilities at the end of the reporting period approximates their fair values due to the relatively short-term maturity of these financial instruments or that they are floating rate instruments that are re-priced to market interest rates on or near the end of the reporting period.

**23. Financial risk management objectives and policies**

The Company is exposed to financial risks arising from its operations and the use of financial instruments. The key financial risks include credit risk, liquidity risk, interest rate risk, foreign currency risk and commodity price risk. Risk management is reviewed and agreed by the Board of Directors of the Company under policies approved by Trading Risk Management Committee ("TRMC") of its holding company, PTT Public Company Limited ("PTT PLC"). The Company identifies, evaluates and hedges financial risks in close co-operation with PTT PLC. TRMC provides written principles for overall risk management, as well as written policies covering specific areas, such as foreign exchange risk, interest rate risk, credit risk, use of derivative financial instruments and investing excess liquidity.

**23. Financial risk management objectives and policies (cont'd)****(a) Credit risk**

Credit risk is the risk of loss that may arise on outstanding financial instruments should a counterparty default on its obligations. The Company's exposure to credit risk arises primarily from trade and other receivables. For other financial assets (including cash and cash equivalents and derivatives), the Company minimises credit risk by dealing exclusively with high credit rating counterparties. Credit valuation adjustments for significant counterparty credit risk relating to derivatives have been made. However, there is no assurance there will be no other losses due to counterparties' failure to meet their obligations in the future.

*Credit risk concentration profile*

The Company's objective is to seek continual revenue growth while minimising losses incurred due to increased credit risk exposure. The Company trades only with recognised and creditworthy third parties. It is the Company's policy that all customers who wish to trade on credit terms are subject to credit verification procedures. The Company does not offer credit terms without the approval of Trading Credit Committee of PTT PLC.

The Company determines concentrations of credit risk by monitoring the country profile of its trade receivables on an ongoing basis. The credit risk concentration profile of the Company's trade exposure at the end of the reporting period is as follows:

	<b>2022</b>		<b>2021</b>	
	US\$	% of total	US\$	% of total
<b>By country</b>				
Thailand	1,616,333	1%	79,350,730	27%
Morocco	147,103,573	56%	101,685,058	35%
Singapore	108,927,085	42%	73,304,030	25%
United States	3,871,263	2%	113,829	1%
Spain	–	0%	36,251,311	12%
Others	167,948	–	–	–
	<b>261,686,202</b>	<b>100%</b>	<b>290,704,958</b>	<b>100%</b>

**23. Financial risk management objectives and policies (cont'd)****(b) Liquidity risk**

Liquidity risk is the risk that the Company will encounter difficulty in meeting financial obligations due to shortage of funds.

Prudent liquidity risk management implies maintaining sufficient cash and marketable securities, the availability of funding through an adequate amount of committed credit facilities and the ability to close out market positions. Due to the dynamic nature of the underlying business, the Company's objective is to maintain a balance between continuity of funding and flexibility through the use of credit facilities.

As at the end of the reporting period, all of the Company's loans and borrowings will mature in less than one year based on the carrying amount reflected in the financial statements.

The table below summarises the maturity profile of the Company's financial liabilities at the end of the reporting period based on the contractual undiscounted payments:

	<b>2022</b>			<b>Total US\$</b>
	<b>One year or less US\$</b>	<b>One year to five years US\$</b>	<b>Over five years US\$</b>	
Trade creditors and accruals	269,536,834	–	–	269,536,834
Other creditors and accruals	637,810	–	–	637,810
Amounts due to related and holding company	7,539,498	–	–	7,539,498
Advance from Brokers	24,230,915	–	–	24,230,915
<b>Total</b>	<b>301,945,057</b>	<b>–</b>	<b>–</b>	<b>301,945,057</b>

	<b>2021</b>			<b>Total US\$</b>
	<b>One year or less US\$</b>	<b>One year to five years US\$</b>	<b>Over five years US\$</b>	
Trade creditors and accruals	187,412,332	–	–	185,583,197
Other creditors and accruals	494,033	–	–	2,323,168
Amounts due to related and holding company	104,285,455	–	–	104,285,455
Advance from Brokers	18,274,319	–	–	18,274,319
<b>Total</b>	<b>310,466,139</b>	<b>–</b>	<b>–</b>	<b>310,466,139</b>

*The notes form part of these financial statements.*

**23. Financial risk management objectives and policies (cont'd)**

(c) ***Interest rate risk***

Interest rate risk is the risk that the fair value of future cash flows of the Company's financial instruments will fluctuate because of changes in market interest rates. The Company's exposure to interest rate risk arises primary from their loans and borrowings and cash and bank balances. The Company's cash balances are placed with reputable banks and financial institutions, which generate interest income for the Company. The Company manages its interest rate risks by placing such balances on varying maturities and interest rate terms.

*Sensitivity analysis for interest rate risk*

At the end of the reporting period, if the interest rate has been 15 basis point lower/higher with all other variables held constant, the Company's profit/(loss) net of taxation would have been US\$62,737 (2021: US\$13,660) higher/lower, arising mainly as a result of lower/higher interest expense on short-term loans and borrowings.

(d) ***Foreign currency risk***

The Company's sales and purchases are denominated primarily in US\$. This creates a natural hedge for its transactions as the receipts and payments from its receivables and payables are settled within a short period of time.

(e) ***Commodity price risk***

The Company is exposed to movements in the prices of the products it trades which are generally sold as commodities in the world market.

The Company enters into commodity swaps, in which the Company agrees to exchange, at specified intervals, the difference between fixed and variable commodity price calculated with reference to an agreed-upon notional principal amount. These swaps are designed to hedge against the Company's exposure to adverse fluctuations in commodity price.

The Directors determine the appropriate hedging activities to be undertaken by the Company with the aim of prudently managing the market risk associated with transaction undertaken in the normal course of business. All treasury risk management activities are carried out under strict supervision by the Directors.

During the year, if commodities price index moved by 1.0% higher and lower with all other variables held constant, the Company's profit would have respectively increased and decreased by US\$542,991 (2021: US\$74,325). This effect would have been mitigated by the Company's physical sales and purchase commitments.

**23. Financial risk management objectives and policies (cont'd)**

(f) **Capital management**

The primary objective of the Group's capital management is to ensure that it maintains a strong credit rating and healthy capital ratio in order to support its business and maximise shareholders' value.

The Company and its group comply with PTT Public Company Limited (PTT PLC) Group's finance policy as its 100% owned subsidiaries. Consisting of capital structure, capital increase, dividend policy, internal and external funding as well as financial management. The finance policy is applied among the Group to strengthen the Group's finance management capability to achieve international standards and to promote good governance, including clear, concise and transparent operation with performance level comparable to leading players in the industry.

The Group monitors capital using a gearing ratio, which is net debt divided by total capital plus net debt. The Group's policy is to maintain the gearing ratio at less than 100%.

	<b>Company</b>	
	<b>2022</b>	<b>2021</b>
	US\$	US\$
Trade and other payables	294,405,559	206,180,685
Less: Cash and bank balances	587,771	379,451
Net debt	293,817,788	205,801,234
Share capital and reserves	87,402,882	46,099,192
Total capital	87,402,882	46,099,192
Capital and net debt	381,220,670	251,900,426
Gearing ratio	77%	82%

**24. Ultimate parent company**

The company was a subsidiary undertaking of PTT Public Company Limited, a company incorporated in Thailand, which held 100% of the company's issued share capital at the reporting date.

The largest group of undertakings for which group accounts are drawn up is that headed by PTT Public Company Limited. The address group accounts can be obtained from is shown in Note 1.